

**E.S.E. HOSPITAL UNIVERSITARIO SAN RAFAEL DE TUNJA
EJECUCIÓN PRESUPUESTAL DE GASTOS
PERIODO DEL 01 AL 30 DE SEPTIEMBRE DE 2022**


CÓDIGO	DESCRIPCION	PRESUPUESTO					DEFINITIVO 4=1+2+3	COMPROMISOS		OBLIGACIONES		GIROS		SALDO PRESUPUESTO EFECTIVO 13=4-11	OBLIGACIONES PENDIENTES	CUENTAS X PAGAR 14=7-11	DIFERENCIA 15=4-7
		INICIAL 1	CREDITOS 2A	CONTRA- CREDITOS 2	ADICIONES 3	REDUCCIONES 3		PERIODO 6	ACUMULADOS 7=5+6	MESES	TOTAL ACUMULADAS	PERIODO 10	ACUMULADOS 11=9+10				
2	GASTOS	163.111.786.894	19.378.812.973	19.378.812.973	74.282.627.902	0	237.394.414.796	14.210.935.982	208.240.932.842	20.327.370.231	173.036.056.271	15.550.440.734	136.916.783.158	100.477.631.638	36.119.273.113	71.324.149.684	29.153.481.954
21	FUNCIONAMIENTO	40.831.290.226	6.629.216.757	6.629.216.757	9.817.237.460	0	50.648.527.686	5.330.099.064	40.383.637.598	6.389.439.468	30.916.256.544	3.015.581.870	23.244.092.454	27.404.435.232	7.672.164.090	17.139.545.144	10.264.890.088
211	GASTOS DE PERSONAL	1.919.098.869	192.000.000	192.000.000	234.000.000	0	1.877.098.869	97.568.200	1.007.724.297	97.568.200	1.007.724.297	101.015.530	966.565.258	910.533.611	41.159.039	41.159.039	869.374.572
21101	PLANTA DE PERSONAL PERMANENTE	1.919.098.869	192.000.000	192.000.000	234.000.000	0	1.877.098.869	97.568.200	1.007.724.297	97.568.200	1.007.724.297	101.015.530	966.565.258	910.533.611	41.159.039	41.159.039	869.374.572
2110101	FACTORES CONSTITUTIVOS DE SALARIO	1.225.882.328	20.000.000	20.000.000	214.000.000	0	1.031.882.328	73.949.600	673.960.641	73.949.600	673.960.641	73.581.030	656.420.202	375.462.126	17.540.439	17.540.439	357.921.687
2110101001	FACTORES SALARIALES COMUNES	1.225.882.328	0	0	214.000.000	0	1.011.882.328	73.949.600	658.634.751	73.949.600	658.634.751	72.039.133	641.094.312	370.788.016	17.540.439	17.540.439	353.247.577
2110101001010101	SUELDO BASICO	951.118.452	0	0	214.000.000	0	737.118.452	70.451.000	582.144.435	70.451.000	582.144.435	69.072.538	565.401.741	171.716.711	16.742.694	16.742.694	154.974.017
2110101006060606	PRIMA DE SERVICIO	83.397.152	0	0	0	0	83.397.152	0	40.579.413	0	40.579.413	0	40.579.413	42.817.739	0	0	42.817.739
2110101007070707	BONIFICACION POR SERVICIOS PRESTADOS	28.862.375	0	0	0	0	28.862.375	3.498.600	17.922.848	3.498.600	17.922.848	2.966.595	17.125.103	11.737.272	797.745	797.745	10.939.527
2110101008	PRESTACIONES SOCIALES	141.993.349	0	0	0	0	141.993.349	0	17.988.055	0	17.988.055	0	17.988.055	124.005.294	0	0	124.005.294
2110101008010101	PRIMA DE NAVIDAD	96.293.661	0	0	0	0	96.293.661	0	214.499	0	214.499	0	214.499	96.079.162	0	0	96.079.162
211010100108020202	PRIMA DE VACACIONES	45.699.688	0	0	0	0	45.699.688	0	17.773.556	0	17.773.556	0	17.773.556	27.926.132	0	0	27.926.132
211010100110101010	VIAJICOS DE LOS FUNCIONARIOS EN COMISION	20.511.000	0	0	0	0	20.511.000	0	0	0	0	0	0	20.511.000	0	0	20.511.000
211010100210210101	BENEFICIOS A LOS EMPLEADOS A CORTO PLAZO	0	20.000.000	0	0	0	20.000.000	0	15.325.890	0	15.325.890	1.541.897	15.325.890	4.674.110	0	0	4.674.110
2110102	CONTRIBUCIONES INHERENTES A LA NOMINA	391.417.940	135.000.000	0	0	0	526.417.940	23.618.600	289.506.495	23.618.600	289.506.495	27.434.500	265.887.895	260.530.045	23.618.600	23.618.600	236.911.445
211010200101010101	APORTES A LA SEGURIDAD SOCIAL EN PENSIONES	53.304.500	35.000.000	0	0	0	88.304.500	8.874.100	76.573.300	8.874.100	76.573.300	9.020.800	67.692.200	20.605.300	8.874.100	8.874.100	11.731.200
211010200202020202	APORTES A LA SEGURIDAD SOCIAL EN SALUD	86.257.900	0	0	0	0	86.257.900	6.285.600	54.236.700	6.285.600	54.236.700	6.389.400	47.951.100	38.306.800	6.285.600	6.285.600	32.021.200
211010200303030303	APORTES DE CESANTIAS	47.885.540	100.000.000	0	0	0	147.885.540	0	82.453.395	0	82.453.395	0	82.453.395	65.432.145	0	0	65.432.145
211010200404040404	APORTES A CAJAS DE COMPENSACION FAMILIAR	60.120.600	0	0	0	0	60.120.600	2.958.300	27.132.000	2.958.300	27.132.000	4.531.500	35.946.900	2.958.300	2.958.300	2.958.300	32.988.600
21101020050505050505	APORTES GENERALES AL SISTEMA DE RIESGOS LABORALES	38.696.900	0	0	0	0	38.696.900	1.802.200	15.190.800	1.802.200	15.190.800	1.828.000	13.388.600	25.308.300	1.802.200	1.802.200	23.506.100
21101020060606060606	APORTES AL ICBF	63.091.200	0	0	0	0	63.091.200	2.219.000	20.351.200	2.219.000	20.351.200	3.398.800	18.132.200	44.959.000	2.219.000	2.219.000	42.740.000
21101020070707070707	APORTES AL SENA	42.061.300	0	0	0	0	42.061.300	1.479.400	13.569.100	1.479.400	13.569.100	2.266.000	12.089.700	29.971.600	1.479.400	1.479.400	28.492.200
2110103	REMUNERACIONES NO CONSTITUTIVAS DE FACTOR SALARIAL	301.798.611	37.000.000	20.000.000	0	0	318.798.611	0	44.257.161	0	44.257.161	0	44.257.161	274.541.440	0	0	274.541.440
2110103001	PRESTACIONES SOCIALES	100.004.266	5.000.000	0	0	0	105.004.266	0	28.050.172	0	28.050.172	0	28.050.172	76.954.094	0	0	76.954.094
21101030010101010101	VACACIONES	70.099.135	0	0	0	0	70.099.135	0	14.433.026	0	14.433.026	0	14.433.026	55.666.109	0	0	55.666.109
21101030010202020202	INDEMNIZACION POR VACACIONES	24.621.140	0	0	0	0	24.621.140	0	11.517.508	0	11.517.508	0	11.517.508	13.103.632	0	0	13.103.632
21101030010303030303	BONIFICACION ESPECIAL DE RECREACION	5.283.991	5.000.000	0	0	0	10.283.991	0	2.099.638	0	2.099.638	0	2.099.638	8.184.353	0	0	8.184.353
21101030202020202020	ESTIMULOS A LOS EMPLEADOS DEL ESTADO	201.794.335	0	20.000.000	0	0	181.794.335	0	5.706.989	0	5.706.989	0	5.706.989	176.087.346	0	0	176.087.346
21101031040404040404	INCENTIVO POR JUBILACION	0	22.000.000	0	0	0	22.000.000	0	9.000.000	0	9.000.000	0	9.000.000	13.000.000	0	0	13.000.000
21101031070707070707	AUXILIOS SALUD VISUAL	0	10.000.000	0	0	0	10.000.000	0	1.500.000	0	1.500.000	0	1.500.000	8.500.000	0	0	8.500.000
212	ADQUISICION DE BIENES Y SERVICIOS	35.349.078.892	6.289.766.613	6.179.766.613	9.817.237.460	0	45.276.316.352	3.868.756.730	36.979.024.662	4.928.023.640	27.534.759.803	2.827.381.720	21.203.231.281	24.073.085.071	6.331.528.522	15.775.793.381	8.297.291.690
21201	ADQUISICION DE ACTIVOS NO FINANCIEROS	1.013.349.167	505.000.000	70.000.000	1.274.589.205	0	2.722.938.372	823.624.971	1.828.771.904	274.110.550	564.617.763	24.686.986	167.132.069	2.555.806.303	397.485.694	1.661.639.835	894.166.468
2120101	ACTIVOS FIJOS	1.013.349.167	505.000.000	70.000.000	1.274.589.205	0	2.722.938.372	823.624.971	1.828.771.904	274.110.550	564.617.763	24.686.986	167.132.069	2.555.806.303	397.485.694	1.661.639.835	894.166.468
2120101003	MAQUINARIA Y EQUIPO	1.013.349.167	65.000.000	70.000.000	1.274.589.205	0	2.282.938.372	728.859.054	1.490.067.887	274.110.550	445.424.383	1.619.560	140.208.393	2.142.729.979	305.215.990	1.349.859.494	792.870.485
212010100301	MAQUINARIA PARA USO GENERAL	436.240.000	0	0	0	0	436.240.000	0	0	0	0	0	0	436.240.000	0	0	436.240.000
21201010030102020202	BOMBAS COMPRESORES MOTORES FUERZA HIDRAULICA Y MOTORES DE POTENCIA NEUMATICA Y VALVULAS Y SUS PARTES	363.533.333	0	0	0	0	363.533.333	0	0	0	0	0	0	363.533.333	0	0	363.533.333
21201010030105050505	EQUIPOS DE ELEVACION Y MANIPULACION Y SUS PARTES Y PIEZAS	72.706.667	0	0	0	0	72.706.667	0	0	0	0	0	0	72.706.667	0	0	72.706.667
212010100303	MAQUINARIA DE OFICINA CONTABILIDAD E INFORMATICA	113.604.167	60.000.000	70.000.000	830.000.000	0	933.604.167	584.559.654	733.559.654	30.327.150	30.327.150	0	0	933.604.167	30.327.150	733.559.654	200.044.513
21201010030302020202	MAQUINARIA DE INFORMATICA Y SUS PARTES PIEZAS Y ACCESORIOS	113.604.167	60.000.000	70.000.000	830.000.000	0	933.604.167	584.559.654	733.559.654	30.327.150	30.327.150	0	0	933.604.167	30.327.150	733.559.654	200.044.513
212010100304	MAQUINARIA Y APARATOS ELECTRICOS	154.501.667	0	0	0	0	154.501.667	0	1.999.628	0	1,999.628	0	1,999.628	152.502.039	0	0	152.502.039
21201010030402020202	APARATOS DE CONTROL ELECTRICO Y DISTRIBUCION DE ELECTRICIDAD Y SUS PARTES Y PIEZAS	72.706.667	0	0	0	0	72.706.667	0	0	0	0	0	0	72.706.667	0	0	72.706.667
21201010030406060606	OTRO EQUIPO ELECTRICO Y SUS PARTES Y PIEZAS	81.795.000	0	0	0	0	81.795.000	0	1,999.628	0	1,999.628	0	1,999.628	79.795.372	0	0	79.795.372
212010100306	APARATOS MEDICOS INSTRUMENTOS OPTICOS Y DE PRECISION RELOJES	309.003.333	5.000.000	0	444.589.205	0	758.592.538	144.299.400	754.508.605	243.783.400	413.097.605	1.619.560	138.208.765	620.383.773	274.888.840	616.299.840	4.083.933
212010100306010101	APARATOS MEDICOS Y QUIRURGICOS Y APARATOS ORTESICOS Y PROTESICOS	309.003.333	5.000.000	0	444.589.205	0	758.592.538	144.299.400	754.508.605	243.783.400	413.097.605	1.619.560	138.208.765	620.383.773	274.888.840	616.299.840	4.083.933
212010100306010109	APARATOS MEDICOS Y QUIRURGICOS Y APARATOS ORTESICOS Y PROTESICOS CXP	0	0	0	136.589.205	0	136.589.205	0	136.589.205	0	136.589.205	0	136.589.205	0	0	0	0
2120101005	OTROS ACTIVOS FIJOS	0	440.000.000	0	0	0	440.000.000	94.765.917	338.704.017	0	119.193.380	23.067.426	26.923.676	413.076.324	92.269.704	311.780.341	101.295.983
212010100502	PRODUCTOS DE LA PROPIEDAD INTELECTUAL	0	440.000.000	0	0	0	440.000.000	94.765.917	338.704.017	0	119.193.380	23.0					

CÓDIGO	DESCRIPCION	PRESUPUESTO					DEFINITIVO 4=1+2+3	COMPROMISOS		OBLIGACIONES		GIROS		SALDO PRESUPUESTO EFFECTIVO 13=4-11	OBLIGACIONES PENDIENTES	CUENTAS X PAGAR 14=7-11	DIFERENCIA 15=4-7
		INICIAL 1	CREDITOS 1A	CONTRA- CREDITOS 2	ADICIONES 3	REDUCCIO- N 3		PERIODO 6	ACUMULADOS 7=5+6	MESES	TOTAL ACUMULADAS	PERIODO 10	ACUMULADOS 11=9+10				
12	ADQUISICIONES DIFERENTES DE ACTIVOS	34.335.729.725	5.784.766.613	6.109.766.613	8.542.648.255	0	42.553.377.980	3.045.131.759	35.150.252.758	4.653.913.090	26.970.142.040	2.802.694.734	21.036.099.212	21.517.278.768	5.934.042.828	14.114.153.546	7.403.125.222
1201	MATERIALES Y SUMINISTROS	7.423.906.553	160.000.000	4.561.000.000	2.993.274.013	0	6.016.180.566	190.006.001	4.713.656.350	602.413.918	3.170.708.438	138.896.691	2.250.045.976	3.766.134.590	920.662.462	2.463.610.374	1.302.524.216
20100202020202	PRODUCTOS ALIMENTICIOS, BEBIDAS Y TABACO; TEXTILES, PRENDAS DE VESTIR Y PRODUCTOS DE CUERO	0	60.000.000	0	0	0	60.000.000	0	45.815.000	0	0	0	0	60.000.000	0	45.815.000	14.185.000
20100303030303	OTROS BIENES TRANSPORTABLES (EXCEPTO PRODUCTOS METÁLICOS MAQUINARIA Y FERRAJE)	5.913.449.413	100.000.000	3.420.000.000	1.300.000.000	0	3.893.449.413	190.006.001	2.829.181.948	597.032.711	1.359.554.155	105.985.698	652.308.863	3.241.140.550	707.245.292	2.176.873.085	1.064.267.465
20100303030309	OTROS BIENES TRANSPORTABLES (EXCEPTO PRODUCTOS METÁLICOS MAQUINARIA Y FERRAJE) CXP	0	0	0	1.693.274.013	0	1.693.274.013	0	1.693.274.013	0	1.693.274.013	0	1.513.768.144	179.505.869	179.505.869	179.505.869	0
20100404040404	PRODUCTOS METÁLICOS Y PAQUETES DE SOFTWARE	1.510.457.140	0	1.141.000.000	0	0	369.457.140	0	145.385.389	5.381.207	117.880.270	32.910.993	83.968.969	285.488.171	33.911.301	61.416.420	224.071.751
1202	ADQUISICION DE SERVICIOS	26.904.873.172	5.624.766.613	1.548.766.613	5.549.374.242	0	36.530.247.414	2.855.125.758	30.436.596.408	4.051.499.172	23.799.433.602	2.663.798.043	18.786.053.236	17.744.194.178	5.013.380.366	11.650.543.172	6.093.651.006
1202006	SERVICIOS DE ALOJAMIENTO; SERVICIOS DE SUMINISTRO DE COMIDAS Y BEBIDAS	1.900.800.000	0	0	22.226.400	0	1.900.800.000	140.000.000	1.747.250.352	150.911.564	1.324.560.317	63.401.390	1.211.268.783	711.757.617	113.291.534	535.981.569	175.776.048
20200601010101	COMUNICACIONES Y TRANSPORTE	112.350.000	0	0	0	0	112.350.000	0	100.023.952	8.001.616	72.111.441	14.666.422	56.799.270	55.550.730	15.312.171	43.224.682	12.326.048
20200601010109	COMUNICACIONES Y TRANSPORTE CXP	0	0	0	22.226.400	0	22.226.400	0	22.226.400	0	22.226.400	0	22.226.400	0	0	0	0
20200602020202	SERVICIOS PUBLICOS	1.788.450.000	0	0	0	0	1.788.450.000	140.000.000	1.625.000.000	142.909.948	1.230.222.476	48.734.968	1.132.243.113	656.206.887	97.979.363	492.756.887	163.450.000
1202007	SERVICIOS FINANCIEROS Y SERVICIOS CONEXOS SERVICIOS INMOBILIARIOS Y SERVICIOS DE LEASING	1.457.620.054	873.766.613	210.000.000	343.576.370	0	2.464.963.037	1.512.838.215	2.395.609.345	1.521.934.005	2.032.208.268	44.682.369	377.396.885	2.087.566.152	1.654.811.383	2.018.212.460	69.353.692
20200701010101	ARRENDAMIENTOS	659.091.345	140.000.000	210.000.000	200.000.000	0	789.091.345	0	736.964.616	44.294.690	435.575.976	38.637.442	252.358.981	536.732.364	183.216.995	484.605.635	52.126.729
20200701010109	ARRENDAMIENTOS CXP	0	0	0	116.762.833	0	116.762.833	0	116.762.833	0	116.762.833	0	116.762.833	0	0	0	0
20200702020202	COMISIONES INTERESES Y DEMAS GASTOS BANCARIOS Y FINANCIEROS	24.000.000	0	0	0	0	24.000.000	6.044.927	11.755.071	6.044.927	8.175.071	6.044.927	15.824.929	0	0	0	15.824.929
20200703030303	SEGUROS	774.528.709	733.766.613	0	0	0	1.508.295.322	1.506.793.288	1.506.893.288	1.471.594.388	1.471.694.388	0	100.000	1.508.195.322	1.471.594.388	1.506.793.288	1.402.034
20200703030309	SEGUROS CXP	0	0	0	26.813.537	0	26.813.537	0	26.813.537	0	26.813.537	0	26.813.537	0	26.813.537	0	0
1202008	SERVICIOS PRESTADOS A LAS EMPRESAS Y SERVICIOS DE PRODUCCION	23.092.156.015	4.461.000.000	1.338.766.613	5.060.654.781	0	31.275.044.183	1.202.287.543	25.632.092.741	2.354.180.614	20.022.520.696	2.548.311.836	16.987.662.805	14.287.381.378	3.034.857.891	8.644.429.936	5.642.951.442
20200801010101	ASEO	5.957.705.905	240.500.000	0	0	0	6.198.205.905	462.973.863	6.198.154.181	569.021.858	4.967.506.636	729.966.959	4.398.484.778	1.799.721.127	569.021.858	1.799.669.403	51.724
20200801010109	ASEO CXP	0	0	0	349.465.515	0	349.465.515	0	349.465.515	0	349.465.515	0	349.465.515	0	0	0	0
20200802020202	HONORARIOS PROFESIONALES	37.000.000	0	0	100.000.000	0	137.000.000	12.000.000	91.385.667	4.000.000	19.155.666	3.637.389	18.755.666	118.244.334	400.000	72.630.001	45.614.333
20200802020209	HONORARIOS PROFESIONALES CXP	0	0	0	60.000.000	0	60.000.000	-412.795	59.587.205	0	59.587.205	0	59.587.205	0	0	0	412.795
20200803030303	IMPRESOS Y PUBLICACIONES	126.333.333	130.000.000	0	200.000.000	0	456.333.333	0	217.715.795	0	3.375.375	0	3.375.375	452.957.958	0	214.340.420	238.617.538
20200804040404	MANTENIMIENTO	5.464.533.474	0	60.000.000	955.000.000	0	6.359.533.474	180.714.220	2.106.309.030	342.685.924	1.317.705.984	220.366.658	846.463.257	5.513.070.217	471.242.727	1.259.845.773	4.253.224.444
20200804040409	MANTENIMIENTO CXP	0	0	0	1.094.454.739	0	1.094.454.739	0	1.094.454.739	0	1.094.454.739	141.193.539	911.254.612	183.200.127	183.200.127	183.200.127	0
20200805050505	PUBLICIDAD	5.300.000	0	0	0	0	5.300.000	0	0	0	0	0	0	5.300.000	0	0	5.300.000
20200806060606	REMUNERACION POR SERVICIOS TECNICOS	9.485.081.293	3.490.000.000	1.118.766.613	2.100.000.000	0	13.956.314.680	295.402.488	12.946.844.921	1.223.823.117	10.199.892.132	1.321.204.529	9.208.326.462	4.747.988.218	991.565.670	3.738.518.459	1.009.469.759
20200806060609	REMUNERACION POR SERVICIOS TECNICOS CXP	0	0	0	201.734.527	0	201.734.527	0	201.734.527	0	201.734.527	76.269.525	186.390.975	15.343.552	15.343.552	15.343.552	0
20200807070707	VIGILANCIA	1.566.202.010	250.500.000	0	0	0	1.816.702.010	251.609.767	1.816.395.539	160.601.979	1.495.191.581	922.003	695.869.698	1.120.832.312	799.321.883	1.120.525.841	306.471
20200808080808	SERVICIOS DE TELECOMUNICACIONES	250.000.000	350.000.000	0	0	0	600.000.000	0	543.438.522	54.047.736	313.844.236	54.751.234	309.082.162	290.917.838	4.762.074	234.356.360	56.561.478
20200809090909	OTROS SERVICIOS PRESTADOS A LAS EMPRESAS	200.000.000	0	160.000.000	0	0	40.000.000	0	6.607.100	0	607.100	0	607.100	39.392.900	0	6.000.000	33.392.900
1202009	SERVICIOS PARA LA COMUNIDAD SOCIALES Y PERSONALES	454.297.103	290.000.000	0	122.916.691	0	867.213.794	0	661.643.970	24.472.989	420.144.321	7.402.448	209.724.763	657.489.031	210.419.558	451.919.207	205.569.824
20200901010101	CAPACITACION	79.447.139	0	0	0	0	79.447.139	0	4.583.880	0	4.583.880	0	4.065.705	75.381.434	518.175	518.175	74.863.259
20200901010109	CAPACITACION CXP	0	0	0	35.798.400	0	35.798.400	0	35.798.400	0	35.798.400	0	35.798.400	0	0	0	0
20200902020202	OTRAS ADQUISICIONES DE SERVICIOS	34.500.000	110.000.000	0	0	0	144.500.000	0	122.090.120	0	68.880.920	6.846.564	7.626.697	136.873.303	61.254.223	114.463.423	22.409.880
20200902020209	OTRAS ADQUISICIONES DE SERVICIOS CXP	0	0	0	66.624.115	0	66.624.115	0	66.624.115	0	66.624.115	0	66.624.115	0	0	0	0
20200903030303	SERVICIOS DE ALCANTARILLADO Y DISPOSICION DE DESECHOS	340.349.964	50.000.000	0	0	0	390.349.964	0	298.382.279	24.472.989	206.599.029	251.425	74.811.211	315.538.753	131.787.818	223.571.068	91.967.685
20200903030309	SERVICIOS DE ALCANTARILLADO Y DISPOSICION DE DESECHOS CXP	0	0	0	20.494.176	0	20.494.176	0	20.494.176	0	20,494.176	0	20,494.176	0	0	0	0
20200904040404	ADQUISICION DE SERVICIOS, ACTIVIDADES DE BIENESTAR SOCIAL EMPLEADOS PLANTA	0	130.000.000	0	0	0	130.000.000	0	113.671.000	0	17.163.801	304.459	304,459	129,695.541	16,859.342	113,366.541	16,329.000
20303030303030	GASTOS IMPREVISTOS	6.950.000	0	0	0	0	6.950.000	0	0	0	0	0	0	6.950.000	0	0	6.950.000
	TRANSFERENCIAS CORRIENTES	2.043.112.465	40.000.000	150.000.000	0	0	1.933.112.465	78.093.673	952.185.034	78.167.167	929.068.839	77.683.559	905.771.710	1.027.340.755	23.297.129	46.413.324	980.927.431
17	PRESTACIONES PARA CUBRIR RIESGOS SOCIALES	1.480.779.131	40.000.000	150.000.000	0	0	1.370.779.131	74.936.899	861.409.306	78.167.167	841.449.885	77.683.559	828.561.816	542.217.315	12.888.069	32.847.490	509.369.825
1702	PRESTACIONES SOCIALES RELACIONADAS CON EL EMPLEO	1.480.779.131	40.000.000	150.000.000	0	0	1.370.779.131	74.936.899	861.409.306	78.167.167	841.449.885	77.683.559	828.561.816	542.217.315	12.888.069	32.847.490	509.369.825
1702001	MESADAS PENSIONALES (DE PENSIONES)	1.093.265.184	0	0	0	0	1.093.265.184	72.611.200	766.106.819	72.611.200	766.106.819	72.611.200	753.753.319	339.511.865	12.353.500	12.353.500	327.158.365
70200102020202	MESADAS PENSIONALES A CARGO DE LA ENTIDAD (DE PENSIONES)	1.093.265.184	0	0	0	0	1.093.265.184	72.611.200	766.106.819	72.611.200	766.106.819	72.611.200	753.753.319	339.511.865	12.353.500	12.353.500	327.158.365
70200202020202	CUOTAS PARTES PENSIONALES A CARGO DE LA ENTIDAD (DE PENSIONES)	329.873.867	0	150.000.000	0	0	179.873.867	0	61.194.201	3.230.268	41.234.780	3.230.268	41.2				

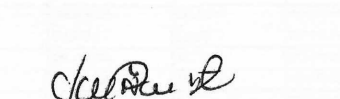
CÓDIGO	DESCRIPCION	PRESUPUESTO						DEFINITIVO 4=1+2+3	COMPROMISOS		OBLIGACIONES		GIROS		SALDO PRESUPUESTO EFFECTIVO 13=4-11	OBLIGACIONES PENDIENTES	CUENTAS X PAGAR 14=7-11	DIFERENCIA 15=4-7
		INICIAL 1	REDITOS 1A	CONTRA- CREDITOS 2	ADICIONES 3	REDUCCIONES 3			PERIODO 6	ACUMULADOS 7=5+6	MESES	TOTAL ACUMULADAS	PERIODO 10	ACUMULADOS 11=9+10				
2131301002020202	CONCILIACIONES	166.666.667	0	0	0	0	166.666.667	0	0	0	0	0	0	166.666.667	0	0	166.666.667	
218	GASTOS POR TRIBUTOS TASAS CONTRIBUCIONES MULTAS SANCIONES E INTERESES DE MORA	1.520.000.000	107.450.144	65.450.144	0	0	1.562.000.000	1.285.680.461	1.444.703.605	1.285.680.461	1.444.703.605	9.501.061	168.524.205	1.393.475.795	1.276.179.400	1.276.179.400	117.296.395	
21801	IMPUESTOS	950.000.000	42.000.000	0	0	0	992.000.000	878.471.461	902.044.461	878.471.461	902.044.461	9.501.061	33.074.061	958.925.939	868.970.400	868.970.400	89.955.539	
218011414141414141	GRAVAMEN A LOS MOVIMIENTOS FINANCIEROS	30.000.000	0	0	0	0	30.000.000	2.676.061	6.787.061	2.676.061	6.787.061	2.676.061	6.787.061	23.212.939	0	0	23.212.939	
218015252525252525	IMPUESTO PREDIAL UNIFICADO	920.000.000	0	0	0	0	920.000.000	868.970.400	868.970.400	868.970.400	868.970.400	0	0	920.000.000	868.970.400	868.970.400	51.029.600	
21801646464646464	IMPUESTO SOBRE LAS VENTAS	0	42.000.000	0	0	0	42.000.000	6.825.000	26.287.000	6.825.000	26.287.000	6.825.000	26.287.000	15.713.000	0	0	15.713.000	
21804	CONTRIBUCIONES	570.000.000	65.450.144	65.450.144	0	0	570.000.000	407.209.000	542.659.144	407.209.000	542.659.144	0	135.450.144	434.549.856	407.209.000	407.209.000	27.340.856	
218040101010101010	CUOTA DE FISCALIZACION Y AUDITAJE	500.000.000	0	65.450.144	0	0	434.549.856	407.209.000	407.209.000	407.209.000	407.209.000	0	0	434.549.856	407.209.000	407.209.000	27.340.856	
218040707070707070	CONTRIBUCION DE VIGILANCIA SUPERINTENDENCIA NACIONAL DE SALUD	70.000.000	65.450.144	0	0	0	135.450.144	0	135.450.144	0	135.450.144	0	135.450.144	0	0	0	0	
22	SERVICIO DE LA DEUDA PUBLICA	3.115.984.293	0	0	400.000.000	0	3.515.984.293	478.552.455	2.949.533.198	478.552.455	2.627.000.048	478.552.455	2.627.000.048	888.984.245	0	322.533.150	566.451.095	
222	SERVICIO DE LA DEUDA PUBLICA INTERNA	3.115.984.293	0	0	400.000.000	0	3.515.984.293	478.552.455	2.949.533.198	478.552.455	2.627.000.048	478.552.455	2.627.000.048	888.984.245	0	322.533.150	566.451.095	
22201	PRINCIPAL	2.713.300.000	0	0	0	0	2.713.300.000	360.625.000	2.352.675.087	360.625.000	2.034.975.087	360.625.000	2.034.975.087	678.324.913	0	317.700.000	360.624.913	
2220102	PRESTAMOS	2.713.300.000	0	0	0	0	2.713.300.000	360.625.000	2.352.675.087	360.625.000	2.034.975.087	360.625.000	2.034.975.087	678.324.913	0	317.700.000	360.624.913	
2220102002	ENTIDADES FINANCIERAS	2.713.300.000	0	0	0	0	2.713.300.000	360.625.000	2.352.675.087	360.625.000	2.034.975.087	360.625.000	2.034.975.087	678.324.913	0	317.700.000	360.624.913	
2220102002030303	BANCA COMERCIAL	2.713.300.000	0	0	0	0	2.713.300.000	360.625.000	2.352.675.087	360.625.000	2.034.975.087	360.625.000	2.034.975.087	678.324.913	0	317.700.000	360.624.913	
22202	INTERESES	402.684.293	0	0	400.000.000	0	802.684.293	117.927.455	596.858.111	117.927.455	592.024.961	117.927.455	592.024.961	210.659.332	0	4.833.150	205.826.182	
2220202	PRESTAMOS	402.684.293	0	0	400.000.000	0	802.684.293	117.927.455	596.858.111	117.927.455	592.024.961	117.927.455	592.024.961	210.659.332	0	4.833.150	205.826.182	
2220202002	ENTIDADES FINANCIERAS	402.684.293	0	0	400.000.000	0	802.684.293	117.927.455	596.858.111	117.927.455	592.024.961	117.927.455	592.024.961	210.659.332	0	4.833.150	205.826.182	
2220202002030303	BANCA COMERCIAL	402.684.293	0	0	400.000.000	0	802.684.293	117.927.455	596.858.111	117.927.455	592.024.961	117.927.455	592.024.961	210.659.332	0	4.833.150	205.826.182	
23	INVERSION	0	120.000.000	120.000.000	4.770.000.000	0	4.770.000.000	1.131.524	421.909.355	0	168.897.831	977.831	168.897.831	4.601.102.169	0	253.011.524	4.348.090.645	
232	ADQUISICION DE BIENES Y SERVICIOS	0	120.000.000	120.000.000	4.770.000.000	0	4.770.000.000	1.131.524	421.909.355	0	168.897.831	977.831	168.897.831	4.601.102.169	0	253.011.524	4.348.090.645	
23201	ADQUISICION DE ACTIVOS NO FINANCIEROS	0	120.000.000	120.000.000	4.770.000.000	0	4.770.000.000	1.131.524	421.909.355	0	168.897.831	977.831	168.897.831	4.601.102.169	0	253.011.524	4.348.090.645	
2320101	ACTIVOS FIJOS	0	120.000.000	120.000.000	4.770.000.000	0	4.770.000.000	1.131.524	421.909.355	0	168.897.831	977.831	168.897.831	4.601.102.169	0	253.011.524	4.348.090.645	
2320101001	EDIFICACIONES Y ESTRUCTURAS	0	120.000.000	0	4.300.000.000	0	4.420.000.000	1.131.524	421.909.355	0	168.897.831	977.831	168.897.831	4.251.102.169	0	253.011.524	3.998.090.645	
232010100102	EDIFICACIONES DISTINTAS A VIVIENDAS	0	120.000.000	0	4.300.000.000	0	4.420.000.000	1.131.524	421.909.355	0	168.897.831	977.831	168.897.831	4.251.102.169	0	253.011.524	3.998.090.645	
232010100102080808	EDIFICIOS RELACIONADOS CON SALUD	0	120.000.000	0	4.300.000.000	0	4.420.000.000	1.131.524	421.909.355	0	168.897.831	977.831	168.897.831	4.251.102.169	0	253.011.524	3.998.090.645	
2320101003	MAQUINARIA Y EQUIPO	0	0	120.000.000	0	0	350.000.000	0	0	0	0	0	0	350.000.000	0	0	350.000.000	
232010100306	APARATOS MEDICOS, INSTRUMENTOS OPTICOS Y DE PRECISION RELOJES	0	0	120.000.000	470.000.000	0	350.000.000	0	0	0	0	0	0	350.000.000	0	0	350.000.000	
232010100306010101	APARATOS MEDICOS Y QUIRURGICOS Y APARATOS ORTESICOS Y PROTESICOS	0	0	120.000.000	470.000.000	0	350.000.000	0	0	0	0	0	0	350.000.000	0	0	350.000.000	
24	GASTOS DE OPERACION COMERCIAL	119.164.512.375	12.629.596.216	12.629.596.216	59.295.390.442	0	178.459.902.817	8.401.152.939	164.485.852.691	13.459.378.308	139.323.901.848	12.055.328.578	110.876.792.825	67.583.109.992	28.447.109.023	53.609.059.866	13.974.050.126	
241	GASTOS DE PERSONAL	6.104.907.079	0	0	0	0	6.104.907.079	308.643.005	2.907.290.263	308.643.005	2.907.289.684	307.188.757	2.777.747.645	3.327.159.434	129.542.039	129.542.618	3.197.616.816	
24101	PLANTA DE PERSONAL PERMANENTE	6.104.907.079	0	0	0	0	6.104.907.079	308.643.005	2.907.290.263	308.643.005	2.907.289.684	307.188.757	2.777.747.645	3.327.159.434	129.542.039	129.542.618	3.197.616.816	
2410101	FACTORES CONSTITUTIVOS DE SALARIO	4.166.275.354	0	0	0	0	4.166.275.354	231.544.969	2.004.449.217	231.544.969	2.004.448.638	230.093.065	1.951.227.099	2.215.048.255	53.221.539	53.222.118	2.161.826.137	
2410101001	FACTORES SALARIALES COMUNES	4.166.275.354	0	0	0	0	4.166.275.354	231.544.969	2.004.449.217	231.544.969	2.004.448.638	230.093.065	1.951.227.099	2.215.048.255	53.221.539	53.222.118	2.161.826.137	
241010100101010101	SUELDO BASICO	2.972.832.000	0	0	0	0	2.972.832.000	171.988.300	1.421.288.966	171.988.300	1.421.288.966	1.381.756.765	1.591.075.235	39.532.201	39.532.201	1.551.543.034	0	
241010100102020202	HORAS EXTRAS DOMINICALES FESTIVOS Y RECARGOS	491.051.880	0	0	0	0	491.051.880	53.452.669	386.107.414	53.452.669	386.106.835	53.144.866	373.820.526	117.231.354	12.286.309	12.286.888	104.944.466	
241010100106060606	PRIMA DE SERVICIO	197.273.817	0	0	0	0	197.273.817	0	89.687.557	0	89.687.557	0	89.687.557	107.586.260	0	0	107.586.260	
24101010010707070707	BONIFICACION POR SERVICIOS PRESTADOS	86.707.600	0	0	0	0	86.707.600	6.104.000	50.241.380	6.104.000	50.241.380	5.496.441	48.838.351	37.869.249	1.403.029	1.403.029	36.466.220	
241010100108	PRESTACIONES SOCIALES	418.410.057	0	0	0	0	418.410.057	0	57.123.900	0	57.123.900	824.190	57.123.900	361.286.157	0	0	361.286.157	
24101010010801010101	PRIMA DE NAVIDAD	282.709.498	0	0	0	0	282.709.498	0	7.521.585	0	7.521.585	0	7.521.585	275.187.913	0	0	275.187.913	
241010100108020202	PRIMA DE VACACIONES	135.700.559	0	0	0	0	135.700.559	0	49.602.315	0	49.602.315	824.190	49.602.315	86.098.244	0	0	86.098.244	
2410102	CONTRIBUCIONES INHERENTES A LA NOMINA	1.699.088.509	0	0	0	0	1.699.088.509	75.313.500	822.669.446	75.313.500	822.669.446	75.526.500	747.355.946	951.732.563	75.313.500	75.313.500	876.419.063	
24101020010101010101	APORTES A LA SEGURIDAD SOCIAL EN PENSIONES	491.999.996	0	0	0	0	491.999.996	28.364.100	233.476.800	28.364.100	233.476.800	25.833.500	205.112.700	286.887.296	28.364.100	28.364.100	258.523.196	
24101020020202020202	APORTES A LA SEGURIDAD SOCIAL EN SALUD	300.000.004	0	0	0	0	300.000.004	20.091.100	165.402.800	20.091.100	165.402.800	18.298.300	145.311.700	154.688.304	20.091.100	20.091.100	134.597.204	
24101020030303030303	APORTES DE CESANTIAS	487.088.497	0	0	0	0	487.088.497	0	194.198.646	0	194.198.646	0	194.198.646	292.889.851	0	0	292.889.851	
24101020040404040404	APORTES A CAJAS DE COMPENSACION FAMILIAR	168.000.000	0	0	0	0	168.000.000	9.428.400	81.922.600	9.428.400	81.922.600	11.662.000	72.494.200	95.505.800	9.428.400	9.428.400	86.077.400	
24101020050505050505	APORTES GENERALES AL SISTEMA DE RIESGOS LABORALES	71.999.996	0	0	0	0	71.999.996	5.642.400	45.245.400	5.642.400	45.245.400	5.152.800	39.603.000	32.396.996	5.642.400	5.642.400	26.754.596	
24101020060606060606	APORTES AL ICBF	108.000.000	0	0	0	0	108.000.000	7.072.100	61.451.000	7.072.100	61.451.000	8.747.500	54.378.900	53.621.100	7.072.100	7.072.100	46.549.000	
2410102007070707070707	APORTES AL SENA	72.000.016	0	0	0	0	72.000.016	4.715.400	40.972.200	4.715.400	40.972.200	5.832.400	36.256.800	35.743.216	4.715.400	4.715.400	31.027.816	
2410103	REMUNERACIONES NO CONSTITUTIVAS DE FACTOR SALARIAL	239.543.216	0	0	0	0	239.543.216	1.784.536	80.171.600	1.784.536	80.171.600	1.569.192	79.164.600	160.378.616	1.007.000	1.007.0		

CÓDIGO	DESCRIPCION	PRESUPUESTO					DEFINITIVO 4+1+2+3	COMPROMISOS		OBLIGACIONES		GIROS		SALDO PRESUPUESTO EFFECTIVO 13=4-11	OBLIGACIONES PENDIENTES	CUENTAS X PAGAR 14=7-11	DIFERENCIA 15=4-7
		INICIAL 1	CREDITOS LA	CONTRA- CREDITOS 2	ADICIONES 3	REDUCCIONE S 3		PERIODO 6	ACUMULADOS 7=5+6	MESES	TOTAL ACUMULADAS	PERIODO 10	ACUMULADOS 11 = 9+10				
103	OTROS BIENES TRANSPORTABLES (EXCEPTO PRODUCTOS METALICOS MAQUINARIA Y EQUIPO)	41.043.110.388	5.142.596.216	7.937.000.000	34.927.789.869	0	73.176.496.473	4.385.802.916	67.522.686.832	4.245.409.430	55.306.949.119	2.622.732.856	36.834.370.143	36.342.126.330	18.472.578.976	30.688.316.689	5.653.809.641
103010101010	COMPRA DE MEDICAMENTOS	15.407.314.921	742.596.216	3.900.000.000	6.000.000.000	0	18.249.911.137	448.314.263	14.770.799.190	1.676.654.815	10.858.638.648	1.352.524.817	3.771.771.926	14.478.139.211	7.086.866.722	10.999.027.264	3.479.111.947
10301010101019	COMPRA DE MEDICAMENTOS CXP	0	0	0	9.848.154.179	0	9.848.154.179	0	9.848.154.179	0	9.848.154.179	0	9.504.065.761	344.088.418	344.088.418	344.088.418	0
10303030303030	MATERIAL MEDICOQUIRURGICO	17.893.303.394	1.700.000.000	2.200.000.000	4.000.000.000	0	21.393.303.394	3.937.488.653	21.107.098.863	1.909.217.795	15.433.733.683	707.483.398	8.177.860.829	13.215.442.565	7.255.872.854	12.929.238.034	286.204.531
10303030303039	MATERIAL MEDICOQUIRURGICO CXP	0	0	0	10.520.180.918	0	10.520.180.918	0	10.520.180.918	0	10.520.180.918	11.011.646	9.543.852.772	976.328.146	976.328.146	976.328.146	0
10304040404040	OTRAS COMPRAS DE BIENES PARA LA VENTA	7.742.492.073	2.700.000.000	1.837.000.000	1.441.627.075	0	10.047.119.148	0	8.158.625.985	659.536.820	5.528.413.994	448.703.195	2.929.444.417	7.117.674.731	2.598.969.577	5.229.181.568	1.888.493.163
10304040404049	OTRAS COMPRAS DE BIENES PARA LA VENTA CXP	0	0	0	3.117.827.697	0	3.117.827.697	0	3.117.827.697	0	3.117.827.697	103.009.800	2.907.374.438	210.453.259	210.453.259	210.453.259	0
104	PRODUCTOS METALICOS MAQUINARIA Y EQUIPO	558.023.667	0	0	1.220.000.000	0	1.778.023.667	100.943.521	968.533.710	195.193.164	587.838.549	122.458.641	153.313.510	1.624.710.157	434.525.039	815.220.200	809.489.957
10401010101010	SUMINISTROS PARA MANTENIMIENTO	558.023.667	0	0	1.220.000.000	0	1.778.023.667	100.943.521	968.533.710	195.193.164	587.838.549	122.458.641	153.313.510	1.624.710.157	434.525.039	815.220.200	809.489.957
2	ADQUISICION DE SERVICIOS	71.458.471.241	7.487.000.000	4.692.596.216	23.147.600.573	0	97.400.475.598	3.605.763.497	93.087.341.886	8.710.132.709	80.521.824.496	9.002.948.324	71.111.361.527	26.289.114.071	9.410.462.969	21.975.980.359	4.313.133.712
208	SERVICIOS PRESTADOS A LAS EMPRESAS Y SERVICIOS DE PRODUCCION	1.121.100.714	0	0	1.772.425.448	0	2.893.526.162	31.797.050	741.574.204	65.552.117	365.439.230	67.353.039	107.008.388	2.786.517.774	258.430.842	634.565.816	2.151.951.958
20801010101010	SERVICIO DE MANTENIMIENTO	1.121.100.714	0	0	1.772.425.448	0	2.893.526.162	31.797.050	741.574.204	65.552.117	365.439.230	67.353.039	107.008.388	2.786.517.774	258.430.842	634.565.816	2.151.951.958
209	SERVICIOS PARA LA COMUNIDAD SOCIALES Y PERSONALES	70.337.370.527	7.487.000.000	4.692.596.216	21.375.175.125	0	94.506.949.436	3.573.966.447	92.345.767.682	8.644.580.592	80.156.385.266	8.935.595.285	71.004.353.139	23.502.596.297	9.152.032.127	21.341.414.543	2.161.181.754
20901010101010	OTRAS COMPRAS DE SERVICIOS PARA LA VENTA	1.952.900.764	1.690.000.000	0	0	0	3.642.900.764	70.000.000	3.591.492.919	362.042.385	2.888.002.561	372.389.982	2.401.151.068	1.241.749.696	486.851.493	1.190.341.851	51.407.845
20901010101019	OTRAS COMPRAS DE SERVICIOS PARA LA VENTA CXP	0	0	0	125.141.289	0	125.141.289	0	125.141.289	0	125.141.289	0	125.141.289	0	0	0	0
20902020202020	REMUNERACION POR SERVICIOS TECNICOS	54.610.020.445	5.147.000.000	2.450.000.000	9.332.760.218	0	66.639.780.663	3.438.810.110	66.392.746.776	6.239.266.608	57.841.900.589	6.649.998.097	53.295.358.593	13.344.422.070	4.546.541.996	13.097.388.183	247.033.887
20903030303030	SERVICIO DE APOYO DIAGNOSTICO	13.774.449.318	650.000.000	2.242.596.216	10.056.177.242	0	22.238.030.344	65.156.337	20.375.290.322	2.043.271.599	17.440.244.451	1.913.207.206	13.321.605.813	8.916.424.531	4.118.638.638	7.053.684.509	1.862.740.022
20903030303039	SERVICIO DE APOYO DIAGNOSTICO CXP	0	0	0	1.861.096.376	0	1.861.096.376	0	1.861.096.376	0	1.861.096.376	0	1.861.096.376	0	0	0	0
TOTAL PRESUPUESTO:		163.111.786.894	19.378.812.973	19.378.812.973	74.282.627.902	0	237.394.414.796	14.210.935.982	208.240.932.842	20.327.370.231	173.036.056.271	15.550.440.734	136.916.783.158	100.477.631.638	36.119.273.113	71.324.149.684	29.153.481.954


APROBADO


YAMIT NOÉ HURTADO NEIRA
 GERENTE

REVISO


YULIETH ALEXANDRA PARRA RONCANCIO
 SUBGERENTE ADMINISTRATIVO Y FINANCIERO

PREPARADO


HELKYN H. RAMIREZ ALVAREZ
 PROFESIONAL PRESUPUESTO